

## UPSTAND ACCESS COVERS RSI

## RSI - UPSTAND ACCESS



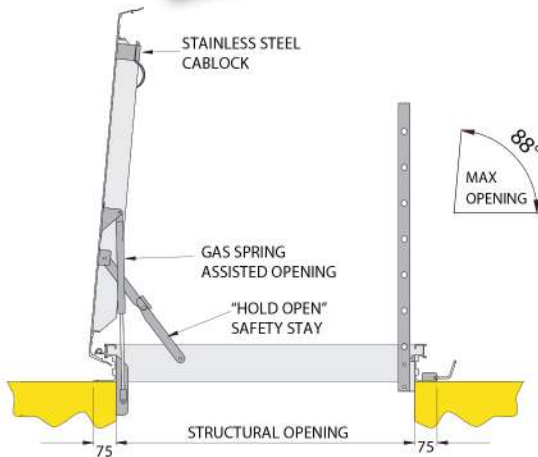
SURESPAN type RSI Upstand aluminium upstand access covers are rated at 2.5 kN/m<sup>2</sup> loading. The cover comes complete with stainless steel gas spring assisted high grade magnesium alloy tread plate lid which locks in the open position with a safety hold open stay to prevent against accidental closure. A stainless steel slam action cablock as illustrated is fitted as standard to lock the lids. These locks are easily opened from the inside and Tee key operated from the outside. Other locking provisions including locking boxes and electrical interlock which are available on our options list. The patent marine alloy frame with unique hinges incorporate a double unbroken EPDM seals to help prevent the ingress of dirt and moisture.

## OPTIONAL FEATURES

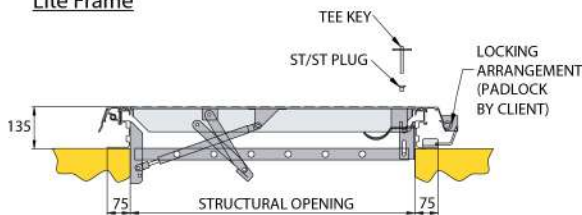
- Retractable safety grid
- Retractable hand hold
- Retractable single pole
- Drainage connection
- Powder coated (RAL colours)
- SUREGRIP® Non slip coating
- Viewing window
- Electric
- Hydraulic (for larger hatches)
- Stainless steel
- Ventilated upstand
- Acoustic to Rw45dB
- Fire rating
- Internal pull handle
- SureGuard handrail

## OPTION CODE

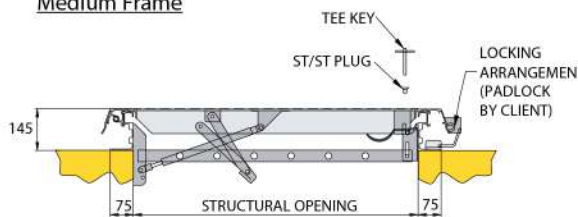
**SG**  
**RH**  
**RP**  
**DC**  
**PC/RAL**  
**SGRIP**  
**VW**  
**E**  
**HYD**  
**SS304 or SS316**  
**VU**  
**A-F**  
**45dB**  
**FR60, FR120, FR180**  
**IPH**  
**SURG**



Lite Frame



Medium Frame



## STANDARD SIZES

PRODUCT Ref	SIZE	WEIGHT
RSI 60.60	600 x 600	34kg
RSI 75.75	750 x 750	45kg
RSI 90.75	900 x 750	50kg
RSI 90.90	900 x 900	56kg
RSI 100.100	1000 x 1000	64kg
RSI 120.120	1200 x 1200	81kg
RSI 120.180	1200 x 1800	109kg
RSI 150.150	1500 x 1500	111kg

## LOCKING OPTIONS



**L03 - Tee lock**  
Standard method of opening lid from above. Stainless steel plug protects internal cab lock keyway.



**LB - Locking padlock box**  
Integral locking box for additional security.



**EIM - Electrical interlock (Micro switch)**  
When remote alarm indication or automatic light switching is required.



**SB - Shoot bolt lock**  
Internal only.



**CAML - Cam lock**  
Additional locking device to ensure positive sealing.



**ELB - Electrical locking box**  
For additional security when linked to a BMS system.



**L07C - Concealed dead lock**  
Key or thumb turn opening with cover plate.



**PRH - Emergency panic release handle**

## HOW TO SPECIFY &amp; ORDER

Choose your model and add the option codes listed above, see the example below for a 1000 x 1000 with a 140 high upstand, retractable safety grid, ventilated upstand and powder coated to RAL 9002.

**RSI - 140/SG/VU/RAL9002-100.100**

If in doubt give our sales team a call on 01922 711185 or use the mail form on our website to contact us.



## UPSTAND ACCESS COVERS RSI



### MATERIAL

Cover and frame aluminium

### COVER

Single or double leaf. Designed to prevent the ingress of rainwater, animals and insects. Rated at 2.5 or 5kN/m<sup>2</sup> loading.

### FRAME

Patent frame incorporates a double unbroken seal, offering near water and airtight seal.

### HINGES

Unique hidden hinge to help prevent the ingress of dirt and moisture.

### LOCKING

A stainless steel slam action Cablock is fitted as standard to lock the lids. The locks are easily opened from the inside and Tee Key operated from the outside. Other locking options available.

### OPERATION

The unit comes complete with gas spring assisted lift. The lid locks in the open position with a safety hold open stay to prevent against accidental closure.

### FINISH

The covers are self colour as standard with polyester powder coating to any standard RAL colour as an additional item.

### OPTIONS

Electric/Hydraulic  
Fire rated (1hr, 2hr, or 3hr)  
45dB acoustic rated

FACTA A-E loading  
Retractable safety grid  
SureGrip Non-slip

Insulated Lid

